

IMAGE EDGE TRIM SYSTEM®

INSTALL DECORATIVE EDGE AROUND YOUR MOUNTED IMAGES OR SIGNS IN JUST A MANNER OF MINUTES

The "TWO MINUTE MIRACLE"
A finished protective edge in just over two minutes.



STEP ONE
This is all you need to get started.
(Picture Not Included)



STEP TWO
No need for a ruler; measure your image on the Image Edge Trim machine.



STEP THREE
Mitering your corners is a snap



STEP FOUR
The precision cut folds into a perfect 90° angle.



STEP FIVE
Slip lineal around your mounted image.



STEP SIX
Insert hanger assemblies, if desired.



STEP SEVEN
Tape open corners in place and seal with acetone.



STEP EIGHT
Remove protective mask when ready to display



FINISHED TO PERFECTION



Quickly and inexpensively install decorative edge protection around mounted images or signs on any size image.

Works virtually on any substrate eg. "Fome-Core", "Sintra", "Gatorfoam", "Lexan", "Coroplast" "PVC", "Plexiglass" etc.

The "IMAGE EDGE TRIM" machine is precision built, insuring perfect cuts every time. The quality lineals are extruded from ABS plastic and won't fade, shrink, or warp. This machine comes complete with the following:

- 1 Image Edge Trim Cutting Machine
- 1 Set Cutting Dies (3/16" or 1/2" Combo)
- 1 Anvil Cutting Shears
- 1 Dispenser Bottle (Needle-tipped)
- 1 Bag of Metal Foamboard Hooks
- 1 Standard Pack of Image Edge Trim

\$1100.00







Image Edge Lineals

PROFILES	PART# / COLOR	per 8 ft. length		
 3/16" (5mm)	041014	Chrome	case of 60 3.65ea. 4.40ea.	part case
	041100	Gold		
	041013	Black		
	041023	White		
	041018	Red		
	041027	Blue		
	041020	Matte Black		
 1/2" (12mm)	011014	Chrome	case of 30 6.25ea. 7.29ea.	part case
	011100	Gold		
	011013	Black		
	011023	White		
	011018	Red		
	011027	Blue		
	011020	Matte Black		
 13/16" (22mm)	036014	Chrome	case of 30 7.95ea. 9.59ea.	part case
	036100	Gold		
	036013	Black		
	036023	White		
	036020	Matte Black		

Additional sizes available in image edge lineals. These extra sizes are: 1/8", 5/32", 1/4", and 3/8". An extra die is required for the additional sizes.